

Wet applications are limited to specialty belt types 54, 55, 68 and 69 only!



Standard Belt Selection Guide

Standard belt material is stocked at Dornier, then cut and spliced at the factory for fast conveyor shipment.

Belt Type - Finger Splice	Belt Type - Plastic Clipper	Belt Type - Metal Clipper*	Belt Specifications	Thickness	Surface Material	Carcass Material	Maximum Part Temperature	Coefficient of Friction	FDA Approved	Anti-Static	Static Conductive	Chemical Resistance	Special Characteristics or Applications
01	A1	1A	FDA Accumulation	0.067" (1.7)	Urethane	Polyester	212°F (100°C)	Low	x	x		Good	Packaging, clean room and inspection
02	A2	2A	General Purpose	0.071" (1.8)	Urethane	Polyester	212°F (100°C)	Med	x	x		Good	Most versatile belt offering
03	A3	3A	FDA High Friction	0.067" (1.7)	Urethane	Polyester	212°F (100°C)	High	x	x		Good	Packaging, clean room and inspection
05	A5	5A	Accumulation	0.047" (1.2)	Urethane	Polyester	212°F (100°C)	V-Low	x	x		Good	Accumulation of products
06	A6	6A	Electrically Conductive	0.063" (1.6)	Urethane	Polyester	176°F (80°C)	Low		x	x	Good	Electronics handling
08	A8	8A	High Friction	0.083" (2.1)	PVC	Polyester	158°F (70°C)	V-High		x		Poor	Conveys up to 35° inclines**

Note: See below for splice details. Plastic Clipper splice requires longer lead times.

* Metal Clipper splices are not sanitary. **Incline varies due to factors like dust, fluids and part material.

BELT SPLICING




Finger Splice

All belts are available with a standard Thermoformed finger splice. This splice makes the belt continuous and is virtually undetectable. Splice bonding methods vary by belt type. Consult factory for details.



Plastic Clipper***

An optional plastic clipper splice is available for quick removal of belts or when conveyors are installed in tight spaces.



Metal Clipper***

An optional metal clipper splice is also available for quick removal of belts or when conveyors are installed in tight spaces.
(Not Sanitary)

*** See belt charts for compatibility. Not for use with 7200/7300 Series with bottom wiper option. Plastic and Metal Clippers are slightly thicker than base belt. Consult factory for details.

**Wet applications are limited to specialty belt types 54, 55, 68 and 69 only!
Urethane Enclosed belts for added sanitary protection. See Belt Types 68 & 69.**



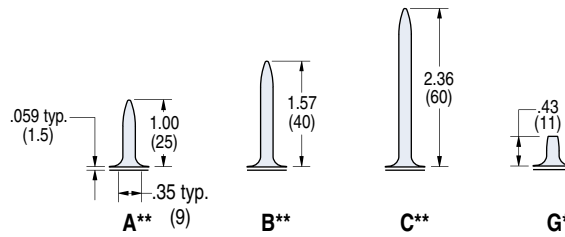
Specialty Belt Selection Guide

Specialty belt material is not stocked at Dorner and needs to be custom ordered for your special conveyor needs.

Belt Type - Finger Splice	Belt Type - Plastic Clipper	Belt Type - Metal Clipper*	Belt Specifications	Belt Thickness	Surface Material	Maximum Part Temperature	Coefficient of Friction	FDA Approved	Chemical Resistance	Moisture Resistance	Special Characteristics or Applications
54	F4	4F	FDA Sealed Edge**	0.06 (1.6)	Urethane	176°F (80°C)	Low	x	Good	Good	Packaging, clean room and inspection, wet environment
55	F5	5F	FDA Sealed Edge**	0.06 (1.6)	Urethane	176°F (80°C)	High	x	Good	Good	Packaging, clean room and inspection, wet environment
56		6F	Cut Resistant	0.08 (2.1)	Urethane	212°F (100°C)	Med.		Good	Poor	Oily product release, metal stamping
57		7F	Cut Resistant	0.10 (2.5)	Nitrile	176°F (80°C)	Med.		Poor	Poor	Felt-like, dry metal stamping, glass and ceramic
59	F9	9F	Color Contrasting	0.06 (1.5)	PVC	158°F (70°C)	Med.		Poor	Poor	Black colored, hides overspray from ink jet
60	G0	0G	Color Contrasting	0.05 (1.3)	Urethane	212°F (100°C)	Low	x	Good	Poor	Green-colored
61	G1	1G	Color Contrasting	0.05 (1.3)	Urethane	212°F (100°C)	Low	x	Good	Poor	Blue-colored
63		3G	Electrically Conductive	0.05 (1.2)	Urethane	176°F (80°C)	Low		Good	Poor	Static conductive, electronics handling
64		4G	High Friction	0.17 (4.4)	PVC	194°F (90°C)	V-High		Poor	Poor	Dark green-colored, rough top surface, product cushioning, incline/decline apps.
65		5G	Chemical Resistant	0.05 (1.3)	Polypropylene	248°F (120°C)	Low	x	V-Good	Poor	V-Good Cut resistance, excellent product release
66		6G	Chemical Resistant	0.07 (1.7)	Polyester	212°F (100°C)	Med.	x	V-Good	Poor	Good Cut resistance, metal stamping apps.
67		7G	Low Friction Cleated	0.06 (1.6)	Polyester	212°F (100°C)	n/a	x	Good	Poor	Excellent product release, consult factory for part number and how to specify low friction
68	G8		FDA Encased**	0.06 (1.6)	Urethane	176°F (80°C)	Low	x	Good	V-Good	Urethane enclosed for added sanitary protection
69	G9		FDA Encased**	0.09 (2.2)	Urethane	212°F (100°C)	High	x	Good	V-Good	Urethane enclosed for added sanitary protection

*Metal Clipper splices are not sanitary.

**Not available in 2" (51 mm) wide.

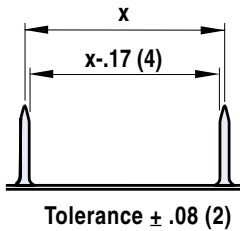


- * Maximum 20" (508 mm) cleat spacing for 18" and wider conveyors with lengths greater than 7' (2,134 mm)
- ** 18" and wider conveyors have a maximum length of 7' (2,134 mm)

Base Belt Material: 0.059" (1.5 mm) thick, high friction FDA approved urethane, 176°F (80°C) maximum part temperature.
See Specialty Belt 67 for low friction base belt material.

Note: Minimum cleat spacing is approximately 2" (50 mm). Consult Factory.

CLEAT SPACING



Steps:

- 1) Refer to Formulas below
- 2) Use formula 1 to determine the approximate number of cleats required based upon the desired cleat spacing. Since a partial cleat cannot be used, round the number of cleats up or down
- 3) Use formula 2 to get the cleat space reference for the conveyor part number

Formula 1

$$\text{Number of Cleats} = \frac{(\text{Conveyor Length in feet} \times 24) + 1.37}{\text{Desired cleat spacing in inches (x)}}$$

Example

Using a 6' long conveyor and 6" cleat spacing

$$\text{Number of Cleats} = \frac{(6 \times 24) + 1.37}{6} = \frac{145}{6} = \mathbf{24 \text{ Cleats (rounded)}}$$

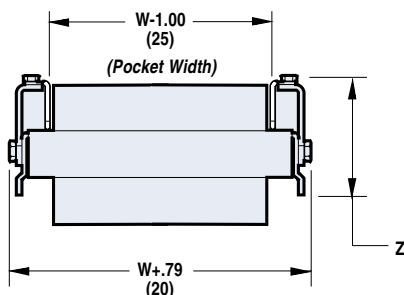
Formula 2

$$\text{Cleat Space Reference (x)} = \frac{(\text{Conveyor Length in feet} \times 24) + 1.37}{\text{Number of Cleats from Formula 1}}$$

Example

Using a 6' long conveyor and 24 cleats

$$\text{Cleat Spacing in inches (x)} = \frac{(6 \times 24) + 1.37}{24 \text{ cleats}} = \frac{145}{24} = \mathbf{6.04 \text{ or } 0604 \text{ Cleat Reference}}$$



Z = 2.68" (68) for A, F, G & H Cleats
4.04" (102) for B, C, V & J Cleats
W = Conveyor Belt Width