

# 2200 MPB SERIES: MODULAR FLAT BELT



## Specifications:

- Loads up to 150 lbs\* (68 kg)
- Belt speeds up to 250 ft/min (76 m/min)
- Belt widths: 3" (76 mm) to 23.25" (591 mm)
- Conveyor lengths: 2' (610 mm) to 30' (9,144 mm)
- 0.59" (15 mm) pitch belt
- 2.6" (66 mm) diameter drive pulley
- 12 mm integral drive shaft
- **CE** models available

\* Conveyor load capacity depends on conveyor size, incline, motor position, accumulated loads and other factors.

## Features & Benefits:

- Rugged spherical ball bearings are sealed for life
- Small 0.59" (15 mm) chain pitch for smooth belt operation
- 2.6" (66 mm) diameter end pulley for small product transfers
- Minimal catenary belt sag reduces cordial action and improves safety
- Single point rack and pinion belt tensioning is fast and easy to use
- T-slots make mounting accessories simple with no drilling or special tools
- Sealed ball bearings



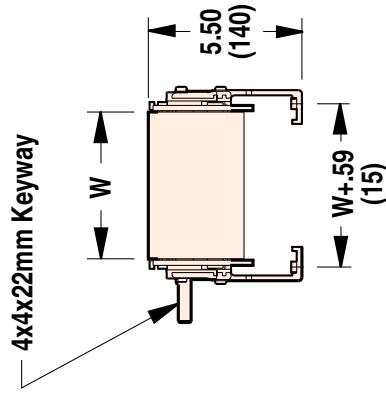
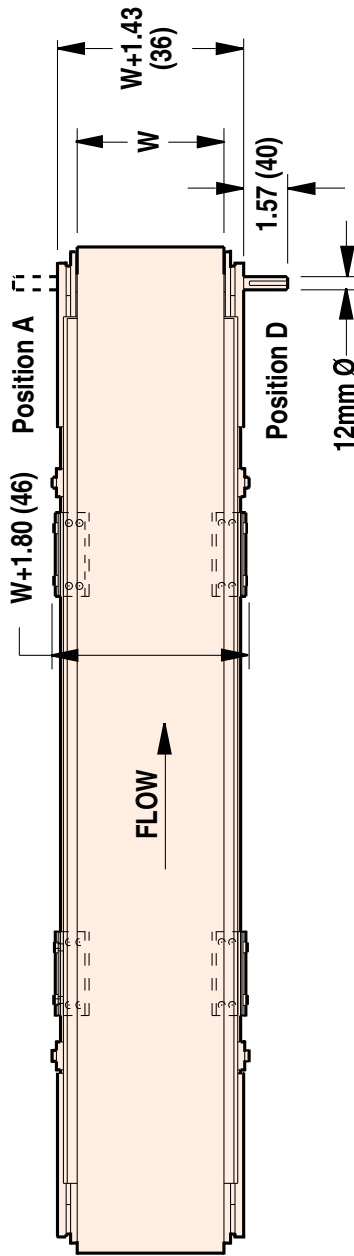
### OPTIONAL: Perforated Bedplate

For cooling / draining applications  
(12" and wider).

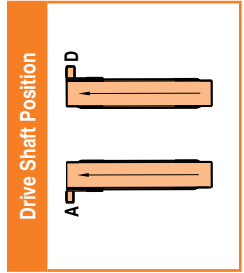
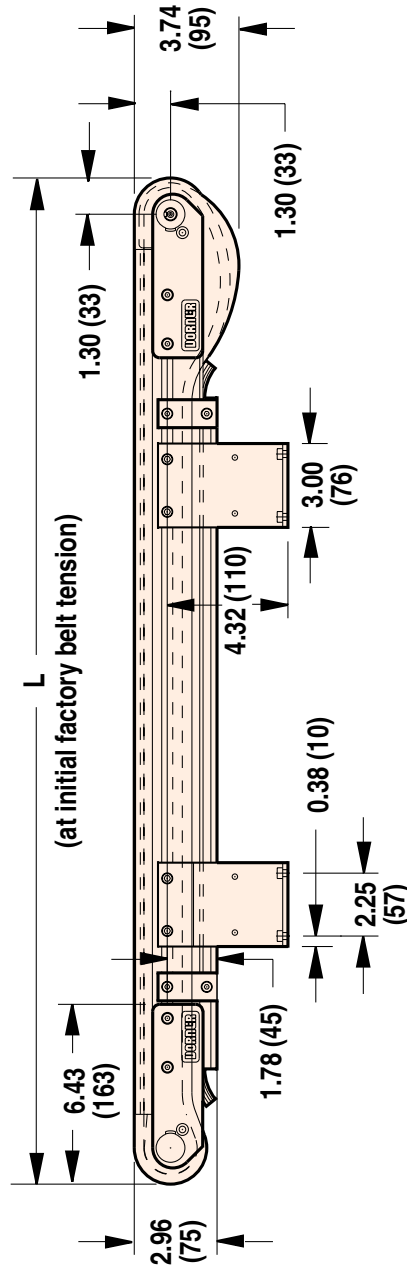
*Order gearmotor mounting packages and gearmotors separately, see pages 39-56.  
For support stands and accessories, see pages 59-69.*

**For ordering information, see page 72**

**2200 MPB SERIES: FLAT BELT CONVEYORS**



$W$  = Conveyor Belt Width  
Dim = in (mm)



STANDARD SIZES					
Conveyor Width Reference	04	06	12	18	24
Conveyor Belt Width (W)	3.0" (76mm)	5.25" (133mm)	11.25" (286mm)	17.25" (438mm)	23.25" (591mm)
Conveyor Length Reference	0200	0002 increments up to...			
Conveyor Length (L)	2' (610mm)	0.24" (6mm) increments up to... 30' (9,144mm)			

NOTE: Conveyor longer than 12' (3,658 mm) will be constructed using a multiple piece frame. Consult factory for locations.

For more information, go to [www.dorner.com](http://www.dorner.com). Call 800.397.8664 or 262.367.7600.  
Due to the wide variety of drive set ups and applications, point of installation guarding is the responsibility of the end user.