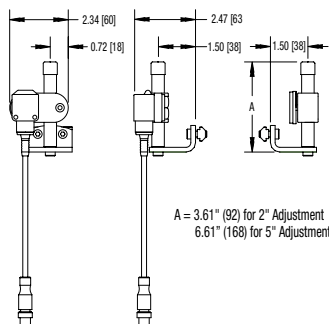


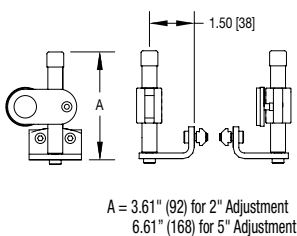
PHOTO EYE KITS



- 24V DC Retro Reflective Sensor
- Quick disconnect plug
- Includes reflector and mounting
- Fully adjustable mount for 2200/3200/5200 Series conveyors
- 2" and 5" adjustment height ranges

Part Number	Description
75M-PE-1	2" height adjustment
75M-PE-2	5" height adjustment

PHOTO EYE BRACKET KITS



- Standard mounting for 18mm barrel/nose mount photo-eyes
- Reflective version includes reflector
- Through beam mount version
- Fully adjustable mount for 2200/3200/5200 Series conveyors
- 2" and 5" adjustment height ranges

Part Number	Photo Eye Mount Type	Adjustment Height
75M-PM-1	Reflective	2"
75M-PM-2	Reflective	5"
75M-PM-3	Through Beam	2"
75M-PM-4	Through Beam	5"
75M-PM-5	Convergence	2"
75M-PM-6	Convergence	5"

ELECTRICAL CONDUIT MOUNTS



- Includes mount and hardware
- Mounts to Quick-Slot, no T-nut required
- Package of 10 pieces
- 5200 Series only

Part Number	Description
350001	Conduit Mount, 1/2" EMT, Package of 10
350002	Conduit Mount, 1" EMT, Package of 10

LOW VOLTAGE WIRE MOUNTS AND TIES



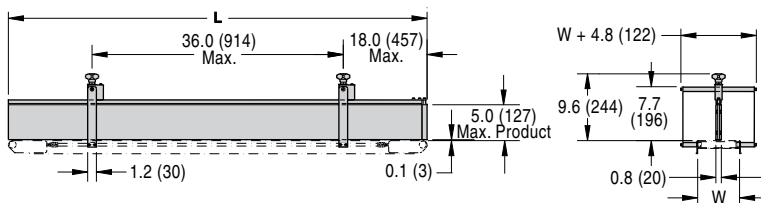
- Includes mount, hardware and tie wrap
- Mounts to Quick-Slot, no T-nut required
- Package of 10 pieces
- 5200 Series only

Part Number	Description
350000	Wire Tie Kit, Package of 10

Note: Dimensions = in (mm)

5200 & 5300 SERIES: ACCESSORIES

5200 SERIES ADJUSTABLE LANE GUIDING



Specifications:

- UHMW guide surface on an anodized aluminum mounting rail
- Painted Steel mounting hardware
- Available in standard 1' (305 mm) increments or can be ordered to any length
- 5" (127 mm) maximum, 0.25" (7 mm) minimum part height
- 0.25" (6 mm) minimum lane width
- Package includes one lane guide, mounting hardware and adjusting knobs
- For conveyors up to 24" (610 mm) wide – Consult factory for wider lane guide availability

Features & Benefits:

- Compatible with standard Dorner bolt-on profiles
- Easily adjusts for quick product change over
- Attach additional guides to create multiple lanes
- Create lanes, plows, merges and transfers




Order additional lane kits separately

Important: Exceeding 5" (127 mm) product height will produce a pinch point.

For ordering information, see page 187

5300 SERIES HARDWARE ACCESSORIES

DustPruf Self Drilling Screw



- Self drilling in SmartSlot™
- For attachment of heavy accessories or supports
- Package of 10 screws

Part Number	Thickness of Mounting Plate
715652	0 - 1/8" (3 mm)
715653	1/8 (3 mm) - 1/2" (13 mm)
715654	5/8 (16 mm) - 1" (25 mm)

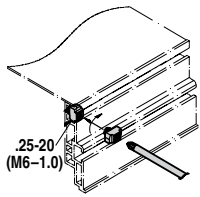
WW = Conveyor Width Reference

Note: Dimensions = in (mm)

Due to the wide variety of drive set ups and applications, point of installation guarding is the responsibility of the end user.

5200 SERIES HARDWARE ACCESSORIES

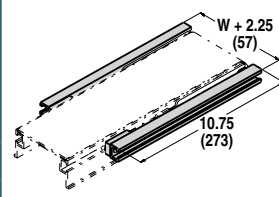
Spring T-Nut



- Mounts in T-slots to attach light weight accessories
- Recommended for vertical aluminum stand T-slots

Part Number	Description
200124	Spring T-nut, 0.25 - 20
200124M	Spring T-nut, M6 - 1.0
200300	Package of 5 Spring T-nuts, 0.25 - 20
200300M	Package of 5 Spring T-nuts, M6 - 1.0

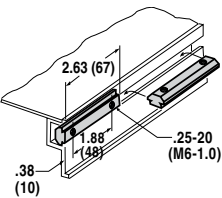
T-Slot Extenders



- Provides additional T-slots to the end of conveyor
- Includes mounting brackets and hardware
- Metric fasteners

Part Number	Description
307000M	T-Slot Extender, Pair

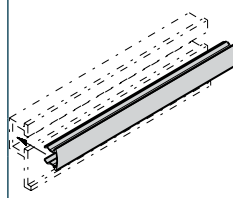
T-Bars



- Mounts in T-slots to attach heavy accessories
- 2.63" (67 mm) long 2 hole model, 0.75" (19mm) 1 hole model

Part Number	Description
639971	1 hole T-bar, 0.25 - 20
639971M	1 hole T-bar, M6 - 1.0
300150	2 hole T-bar, 0.25 - 20
300150M	2 hole T-bar, M6 - 1.0

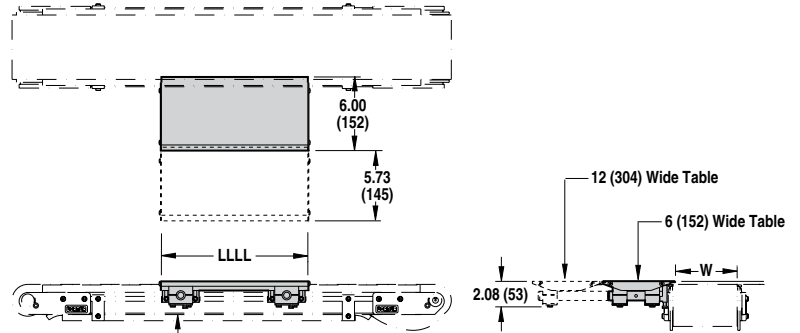
T-Slot Cover



- Snaps into conveyor and aluminum stand T-slots
- Black plastic extrusion
- Can be trimmed to fit

Part Number	Description
645656P	T-Slot Cover, Per 1' (305) of length

5200 SIDE TABLES



Specifications:

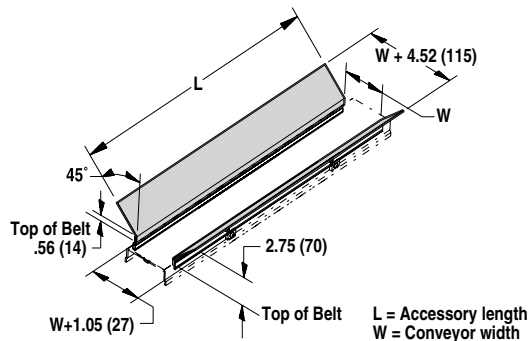
- Provides a 6" (152 mm) or 12" (305 mm) wide working surface
- Adjusts in/out and up/down (0.25" max above bedplate) for product transfer on/off conveyor belts
- Can be positioned anywhere along the conveyor
- Anodized aluminum work surface
- Max load: 5 lbs/ft (6 kg/m), use Adjustable Tie Brackets for added capacity
- Available in 1' (305 mm) increments from 1' (305 mm) to 99' (30,175 mm)
- Compatible with 2200, 3200, 5200 and 5300 Series Conveyors

Note: Dimensions = in (mm)

Due to the wide variety of drive set ups and applications, point of installation guarding is the responsibility of the end user.

5200 & 5300 SERIES: ACCESSORIES

SIDE GUIDES

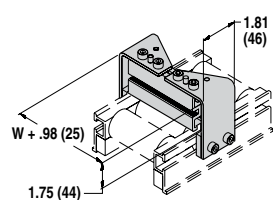


- Guides parts onto conveyor belt surface
- Includes metric mounting hardware

Part Number	Description
280802M	2' (610 mm) Flared Side
280803M	3' (914 mm) Flared Side
280804M	4' (1,219 mm) Flared Side
280805M	5' (1,524 mm) Flared Side
280806M	6' (1,829 mm) Flared Side

STOPS

Adjustable Stop*



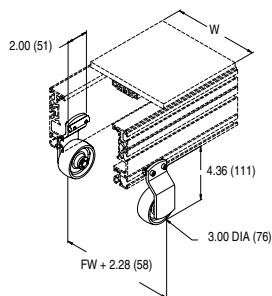
- Slides up and down T-slot length
- Includes mounting hardware

5200 Series Part Number	5300 Series Part Number	Description
352068-WW	352089-WW	Adjustable Stop for Straight
352069-WW	352090-WW	Adjustable Stop for Curve

WW = Conveyor Width Reference * Not compatible with high friction belts

BRACKETS

Frame Mount Casters

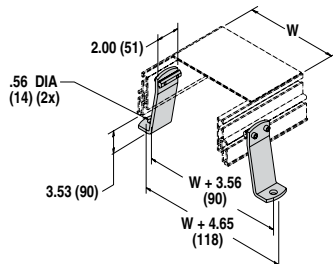


- Includes mounting hardware

Part Number	Description
390207	Frame mount casters, pair

Note: If the discharge end of conveyor is mounted over a table or similar structure, a conveyor bottom wiper must be installed to prevent against possible pinch point. Order bottom wiper separately.

Floor Mount Brackets



- Includes mounting hardware

Part Number	Description
390217	Floor mount brackets, pair

WW = Conveyor Width Reference

Note: Dimensions = in (mm)

Due to the wide variety of drive set ups and applications, point of installation guarding is the responsibility of the end user.