

QWIK 5200 SERIES: STRAIGHT MODULAR CLEATED BELT



Specifications:

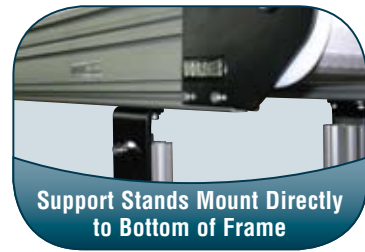
- Loads up to 1,000 lbs (455 kg)
- Belt speeds up to 250 ft/min (76 m/min)
- Belt widths: 8" (203 mm) to 24" (610 mm)
- Conveyor lengths: 36" (914 mm) to 999" (25,375 mm)
- UHMW wear strip belt support
- One revolution of the drive pulley moves the belt approximately 12"
- Two T-slots for mounting accessories
- Rigid, 5.8" high, anodized aluminum frame
- Available in 1" and 3" high cleats
- **CE** models available



1" and 3"
Cleats



UHMW Belt
Tracking Guides



Support Stands Mount Directly
to Bottom of Frame

Features & Benefits:

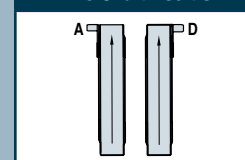
- QWIK Slots™ make mounting air and electrical lines simple with no drilling, special tools or T-nuts required
- Completely contained belt eliminates catenary sag and reduces pinch points
- Designed-in low voltage wireway provides support and protection for low voltage wires running from the electronic device to the main junction or control box
- Drive and tail assemblies require no holes in side rails making reconfiguration quick and easy
- Open top frame simplifies belt maintenance and replacement
- Sprocket alignment key provides continuous sprocket alignment for quick belt assembly
- Support stands mount directly to bottom of side rail which keeps frame open for mounting accessories
- Flush top for true low side conveying accommodates products wider than belt

STANDARD SIZES

Conveyor Width Reference	08	02 increments up to...	24
Conveyor Length Reference	036	0001 increments up to...	999
Conveyor Length (L)	36" (914mm)	1" (25mm) increments up to...	999" (25,375mm)

NOTE: Conveyor longer than 12' (3,658 mm) will be constructed using a multiple piece frame. Consult factory for locations of these frame joints. Support is recommended at each frame joint.

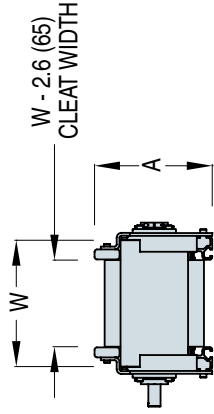
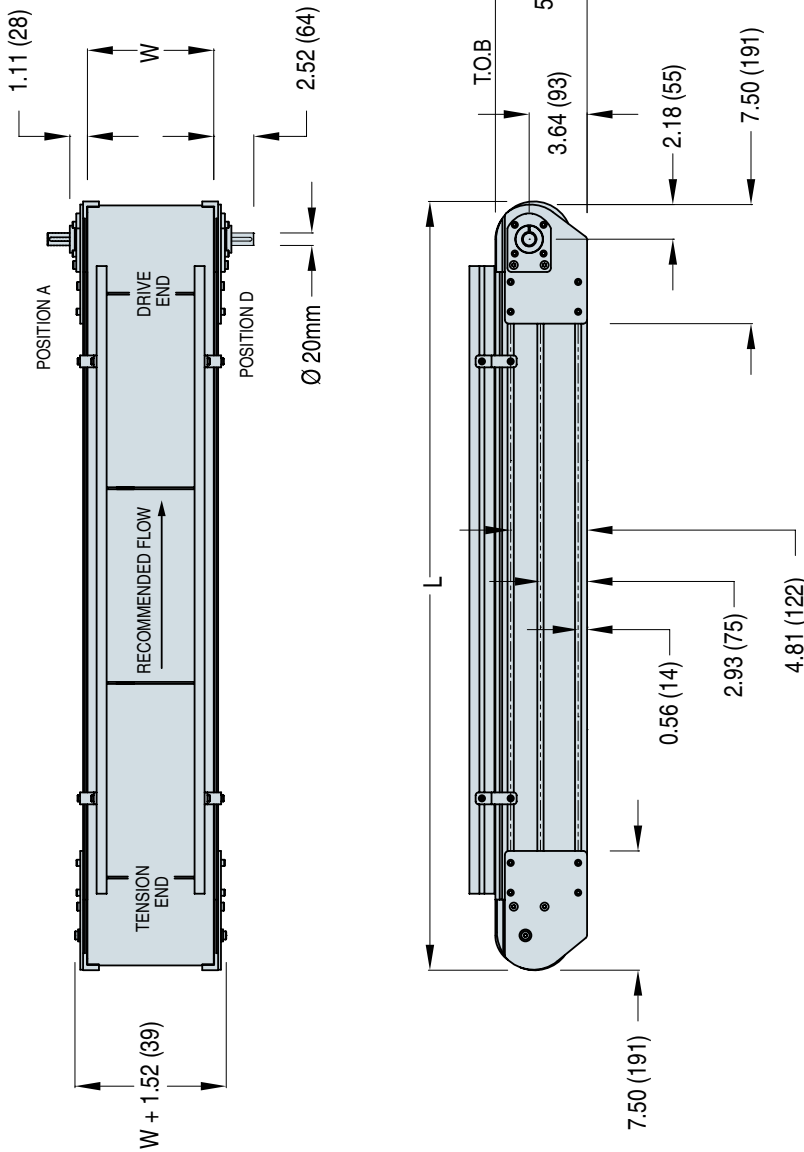
Drive Shaft Position



Order gearmotor mounting packages and gearmotors separately, see pages 161-171.
For support stands and accessories, see pages 175-182.

For ordering information, see page 183

QWIK SERIES: STRAIGHT MODULAR CLEATED BELT



A: 1" Cleats = 7.41 (188)
3" Cleats = 8.98 (228)

W = Conveyor Belt Width **Dim** = in (mm)

Belt Width Table

Conveyor Width (in)	Belt Width	Outside Frame Width	Cleat Width	Pocket Width
08	7.89	8.53	5.29	5.53
10	9.85	10.50	7.25	7.50
12	11.84	12.48	9.24	9.48
14	13.79	14.45	11.19	11.45
16	15.76	16.43	13.16	13.43
18	17.73	18.40	15.13	15.40
20	19.70	20.38	17.10	17.38
22	21.66	22.35	19.06	19.35
24	23.63	24.33	21.03	21.33

For more information, go to www.dorner.com. Call 800.397.8664 or 262.367.7600.
Due to the wide variety of drive set ups and applications, point of installation guarding is the responsibility of the end user.