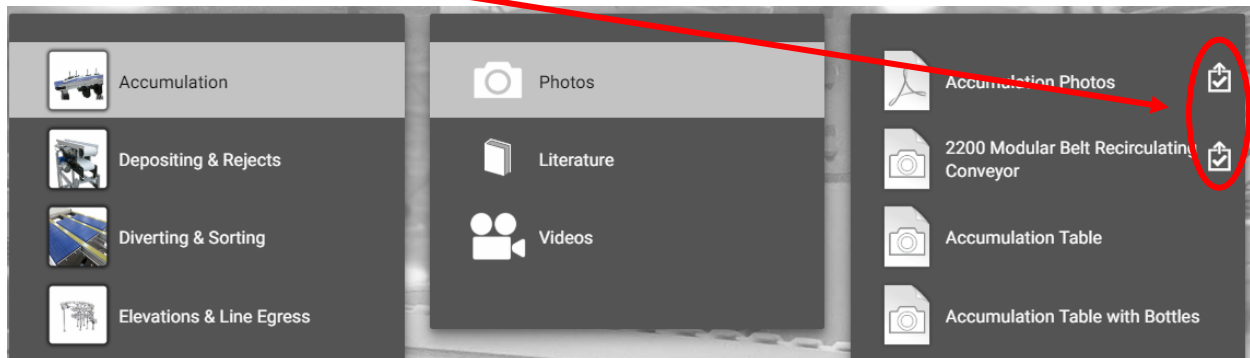




Dorner Sales App - Process for Emailing Files

Check the box next to item(s) you would like to email. You can select multiple items from different categories.



When you are done selecting files, click the share button in upper right corner. The box will show the number of files you have selected.



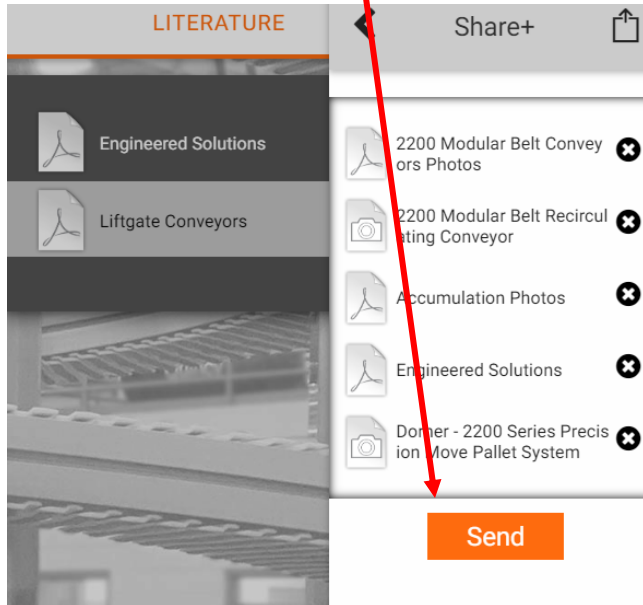
Dorner

P.O. Box 20 • 975 Cottonwood Ave. • Hartland, WI 53029-0020 U.S.A.

PH: (262) 367-7600 • (800) 397-8664 • FX: (262) 367-3243 • www.dorner.com • info@dorner.com

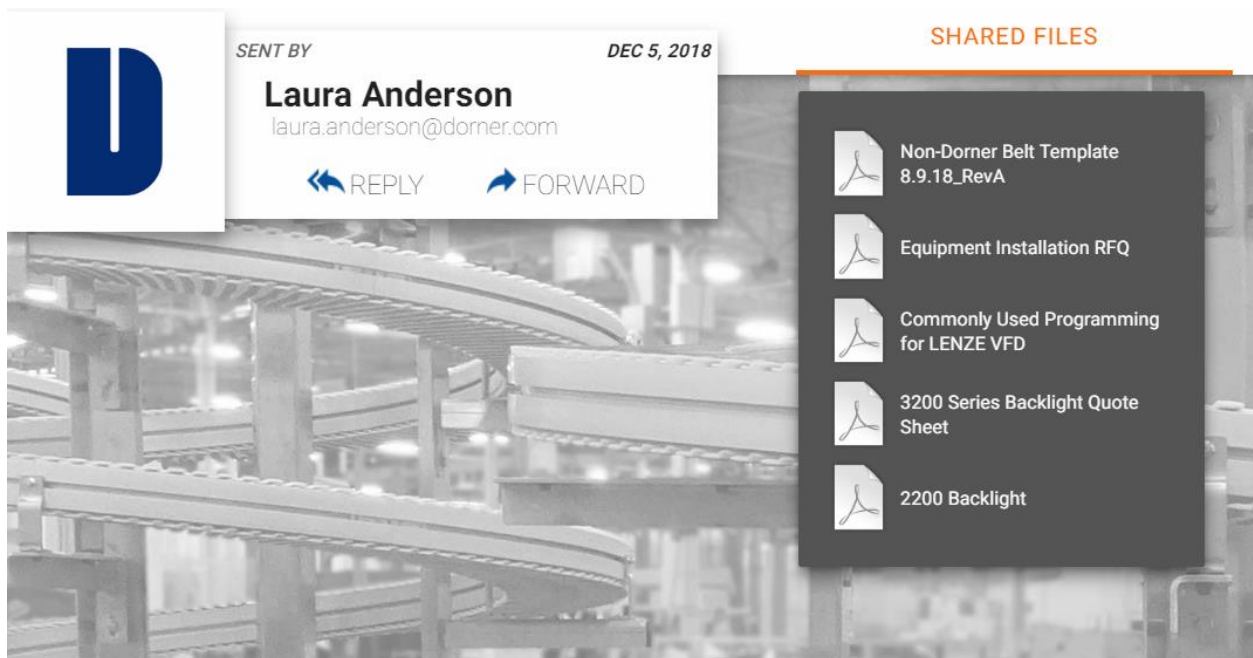


Review files and click send.



This will open a new message in your email client where you can select the recipient and edit your message.

The recipient will receive a link that will take them to a page where they can download the files. This page will look like the below.



Dorner

P.O. Box 20 • 975 Cottonwood Ave. • Hartland, WI 53029-0020 U.S.A.

PH: (262) 367-7600 • (800) 397-8664 • FX: (262) 367-3243 • www.dorner.com • info@dorner.com



You will then receive an email when the recipient views the files.



Heads up! The content you shared with RECIPIENT EMAIL **was viewed on December 5.**

The viewer accessed the following files:

- Non-Dorner Belt Template 8.9.18_RevA
- Commonly Used Programming for LENZE VFD
- 2200 Backlight

Want to see the full list of files you shared? [Click here to view them.](#)

Access to these files will expire on January 4, [click here to reset the 30 day expiration](#). Or, you can [click here to](#)

Tired of getting these notifications? You can [click here to silence notifications for this bundle](#). Don't worry, you

Not expecting this email or having technical difficulties? Please



Dorner

P.O. Box 20 • 975 Cottonwood Ave. • Hartland, WI 53029-0020 U.S.A.

PH: (262) 367-7600 • (800) 397-8664 • FX: (262) 367-3243 • www.dorner.com • info@dorner.com