



Pulley Transfer Plates for 2200 Series Conveyors

Installation, Maintenance & Parts Manual



DORNER MFG. CORP.
P.O. Box 20 • 975 Cottonwood Ave.
Hartland, WI 53029-0020 USA

INSIDE THE USA
TEL: 1-800-397-8664
FAX: 1-800-369-2440

OUTSIDE THE USA
TEL: 262-367-7600
FAX: 262-367-5827

For other service manuals visit our website at:
www.dorner.com/service_manuals.asp

Table of Contents

Introduction	2	Required Tools	5
Warnings - General Safety	3	Cleaning.....	5
Installation	4	Service Parts.....	5
Required Tools.....	4	Return Policy.....	6
Pulley Transfer Plate Mounting.....	4		
Preventive Maintenance & Adjustment.....	5		

Introduction

IMPORTANT

<i>Some illustrations may show guards removed. DO NOT operate equipment without guards.</i>

Dorner 2200 Series conveyors are covered by Patent Nos. 5174435, 5131529 and corresponding patents and patent applications in other countries.

Dorner's Limited Warranty applies.

Dorner reserves the right to make changes at any time without notice or obligation.

Upon receipt of shipment:

- Compare shipment with packing slip. Contact factory regarding discrepancies.
- Inspect packages for shipping damage. Contact carrier regarding damage.
- Accessories may be shipped loose. See accessory instructions for installation.

Warnings - General Safety

WARNING

The safety alert symbol, black triangle with white exclamation, is used to alert you to potential personal injury hazards.

DANGER



Climbing, sitting, walking or riding on conveyor will cause severe injury.
KEEP OFF CONVEYORS.

DANGER



DO NOT OPERATE CONVEYORS IN AN EXPLOSIVE ENVIRONMENT.

WARNING



Exposed moving parts can cause severe injury.
LOCK OUT POWER before removing guards or performing maintenance.

WARNING



Dorner cannot control the physical installation and application of conveyors. Taking protective measures is the responsibility of the user.
When conveyors are used in conjunction with other equipment or as part of a multiple conveyor system, **CHECK FOR POTENTIAL PINCH POINTS** and other mechanical hazards before system start-up.

WARNING



Exposed moving parts can cause severe injury.
REPLACE ALL GUARDS BEFORE RUNNING CONVEYOR.

DANGER




Use of transfer plate with high friction conveyor belt will cause severe injury.
DO NOT use transfer plate with /03, /08, /55, /62, /64, or other high friction belts.

Installation

Required Tools

- Hex key wrenches:
2.5 mm
- Torque wrench

Pulley Transfer Plate Mounting

⚠ DANGER

Use of transfer plate with high friction conveyor belt will cause severe injury. DO NOT use transfer plate with /03, /08, /55, /62, /64, or other high friction belts.


⚠ WARNING

Exposed moving parts can cause severe injury. LOCK OUT POWER before removing guards or performing maintenance.

Illustration References:

A	Transfer Plate
B	M5 x 10 mm Set Screw (2x)

1. Gather components (Figure 1).

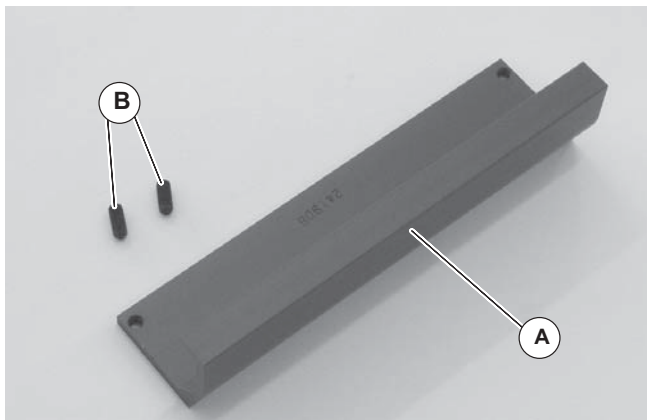


Figure 1

2. Locate assembly slot (Figure 2, item C) in conveyor head plates.




Figure 2

3. Install transfer plate (Figure 3, item A) into assembly slot as shown in Figure 3.




Figure 3

4. Insert two (2) set screws (Figure 4, item B) through access notches (D) and into transfer plate (A). Tighten to 28 in-lb (3 Nm).




Figure 4


Preventive Maintenance & Adjustment

Required Tools

- Hex key wrenches:
2.5 mm
- Torque wrench

See steps 2 through 4.

Cleaning

⚠ WARNING

<p>Exposed moving parts can cause severe injury.</p> <p>LOCK OUT POWER before removing guards or performing maintenance.</p>

Periodically, remove two (2) set screws (Figure 5, item B) and remove transfer plate (A). Clean any debris from between plate and conveyor belt. Replace transfer plate (A).

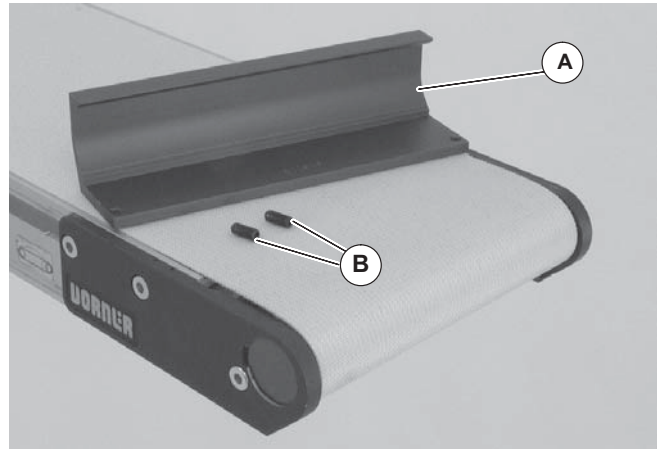


Figure 5

Service Parts

NOTE
<p><i>For replacement parts other than those shown on this page, contact an authorized Dorner Service Center or the factory.</i></p>

Item	Part Number	Part Description
1	241902	Transfer Plate 2" (51mm)
	241903	Transfer Plate 3" (76mm)
	241904	Transfer Plate 4" (102mm)
	241905	Transfer Plate 5" (127mm)
	241906	Transfer Plate 6" (152mm)
	241907	Transfer Plate 7" (178mm)
	241908	Transfer Plate 8" (203mm)
	241909	Transfer Plate 9" (229mm)
	241910	Transfer Plate 10" (254mm)
	241912	Transfer Plate 12" (305mm)
	241918	Transfer Plate 18" (457mm)
2	241921	Transfer Plate 21" (533mm)
	241924	Transfer Plate 24" (610mm)
	970508M	Socket Head Set Screw, Metric, M5-.80 x 8mm

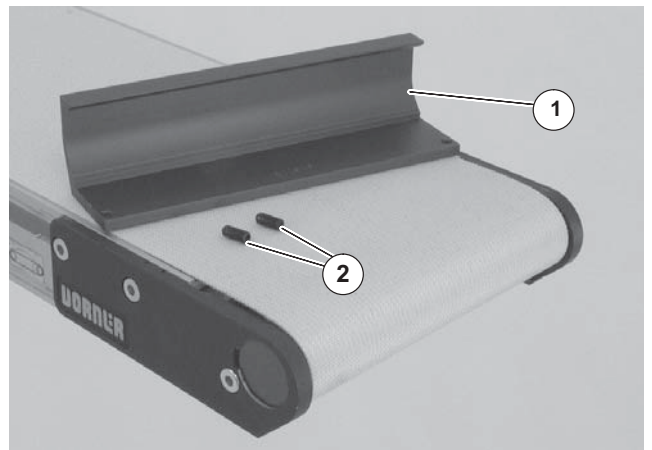


Figure 6

Return Policy

Returns must have prior written factory authorization or they will not be accepted. Items that are returned to Dorner without authorization will not be credited nor returned to the original sender. When calling for authorization, please have the following information ready for the Dorner factory representative or your local distributor:

1. Name and address of customer.
2. Dorner part number(s) of item(s) being returned.
3. Reason for return.
4. Customer's original order number used when ordering the item(s).
5. Dorner or distributor invoice number (if available, part serial number).

A representative will discuss action to be taken on the returned items and provide a Returned Goods Authorization (RMA) number for reference. RMA will automatically close 30 days after being issued. To get credit, items must be new and undamaged. There will be a return charge on all items returned for credit, where Dorner was not at fault. It is the customer's responsibility to prevent damage during return shipping. Damaged or modified items will not be accepted. The customer is responsible for return freight.


Product Type									
Standard Products									Engineered to order parts
Product Line	Conveyors	Gearmotors & Mounting Packages	Support Stands	Accessories	Spare Parts (non-belt)	Spare Belts - Standard Flat Fabric	Spare Belts - Cleated & Specialty Fabric	Spare Belts - Plastic Chain	All equipment and parts
1100	30% return fee for all products except: 50% return fee for conveyors with modular belt, cleated belt or specialty belts						non-returnable		case-by-case
2200									
2200 Modular Belt									
2200 Precision Move									
2300									
2300 Modular Belt									
3200									
3200 LPZ									
3200 Precision Move									
4100									
5200									
5300									
6200									
Controls									
7200 / 7300	50% return fee for all products								
7350	non-returnable								
7360									
7400									
7600									

Returns will not be accepted after 60 days from original invoice date. The return charge covers inspection, cleaning, disassembly, disposal and reissuing of components to inventory. If a replacement is needed prior to evaluation of returned item, a purchase order must be issued. Credit (if any) is issued only after return and evaluation is complete.

Dorner has representatives throughout the world. Contact Dorner for the name of your local representative. Our Customer Service Team will gladly help with your questions on Dorner products.

For a copy of Dorner's Warranty, contact factory, distributor, service center or visit our website at www.dorner.com.

For replacement parts, contact an authorized Dorner Service Center or the factory.

 <p>Dorner Mfg. Corp. reserves the right to change or discontinue products without notice. All products and services are covered in accordance with our standard warranty. All rights reserved. © Dorner Mfg. Corp. 2015</p>	<p>DORNER MFG. CORP. 975 Cottonwood Ave., PO Box 20 Hartland, WI 53029-0020 USA TEL 1-800-397-8664 (USA) FAX 1-800-369-2440 (USA) Internet: www.dorner.com</p>	<p>Outside the USA: TEL 1-262-367-7600 FAX 1-262-367-5827</p>
---	--	---