



Repair & Re-adjustment Instructions

Conveyor Belt Tracking Guides for 2100 Series and 3100 Series Low Side Conveyors

 **WARNING** 

To prevent injury, make sure all electrical and pneumatic power sources have been disconnected and locked-out before you perform any maintenance or replace any components.

These belt tracking guides are being supplied with your new conveyor belt to be used on **any low side aluminum frame conveyor**. These belt tracking guides (A of Figure 1) should be installed on each side of discharge end of conveyor. Each guide is a 3.5" (89 mm) long piece of formed plastic which

snaps onto the portion of the conveyor sidewall (C) above the T-slot channel.

To install the guide onto the conveyor sidewall, first place the lower lip (B), of the guide, against the upper edge of the conveyor sidewall T-slot channel. Then, apply inward and upward pressure to completely snap it into place.

To remove the guide from the conveyor sidewall, apply a slight outward and downward finger-pressure on one of the top corners of the guide and gradually peel it off the portion of the conveyor sidewall (C).

NOTE:

Use the belt tracking guides (A of Figure 1) during initial conveyor startup for tracking conveyor belt, as necessary (see startup procedure in conveyor "Set-up, Operation and Maintenance Manual"). Guides may be left on or removed, after startup. Be sure to save the belt tracking guides **for startup after conveyor maintenance**.

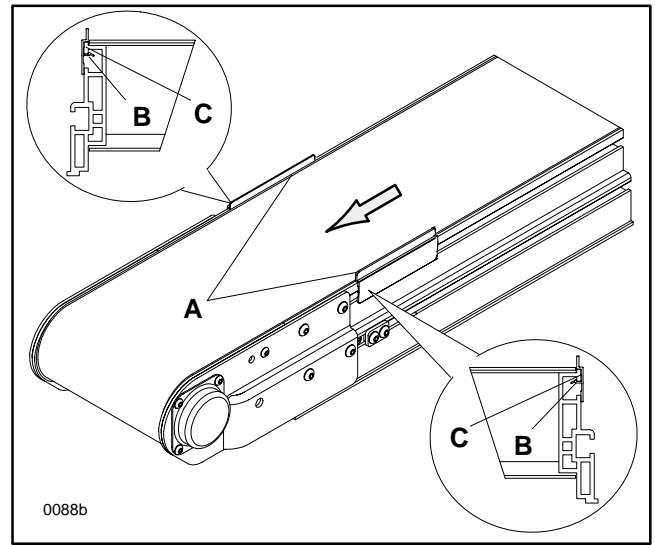
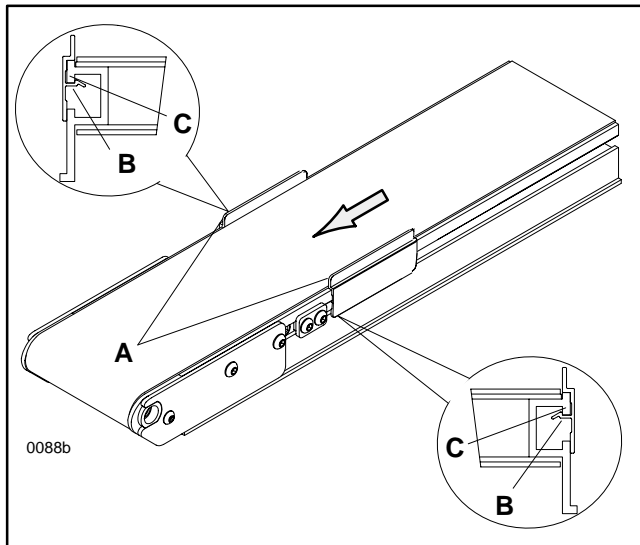


Figure 1: Conveyor Low Side Belt Tracking Guide Installation - 2100 Series (left) & 3100 Series (right)

DORNER[®]

Dorner Mfg. Corp. reserves the right to change or discontinue products without notice. All products and services are covered in accordance with our standard warranty. All rights reserved. ©Dorner Mfg. Corp. 1997

DORNER MFG. CORP.

580 Industrial Drive, PO Box 20
Hartland, WI 53029-0020 USA

USA
TEL 1-800-397-8664 (USA)
FAX 1-800-369-2440 (USA)

Outside the USA:
TEL 1-414-367-7600, FAX 1-414-367-5827

DORNER

Arnold-Sommerfeld-Ring 2
D-52499 Baesweiler

Germany
TEL (02401) 80 52 90
FAX (02401) 80 52 93