

2200 Series SmartFlex T-Slot Extension and End Stop Installation Instructions

Install T-Slot

1. Remove two screws (**Figure 1, item 1**) from end plate assembly (**Figure 1, item 2**).




Figure 1

2. If only one screw is installed, remove hex head screw (**Figure 1, item 3**) from end plate assembly (**Figure 1, item 2**).
3. Install T-Slot extensions (**Figure 2, item 1**) with two hex head screws (**Figure 2, item 2**) onto end plate assembly (**Figure 2, item 3**).




Figure 2

NOTE

If T-slot extension interferes with drive flange, rotate slot extension 180° to overlap conveyor frame.

Install End Stop

1. Assemble end stop plate (**Figure 3, item 1**) onto end stop (**Figure 3, item 2**) with two socket head cap screws (**Figure 3, item 3**).

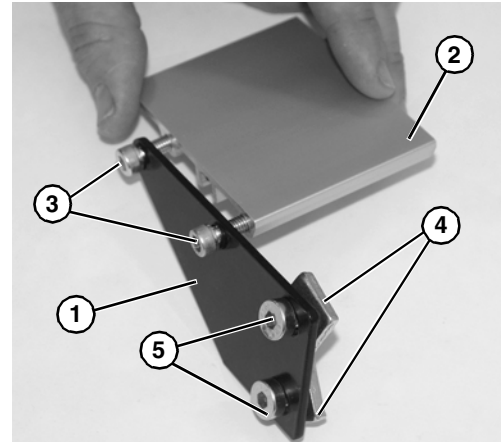


Figure 3

2. Install two slide nuts (**Figure 3, item 4**) with two low head cap screws (**Figure 3, item 5**)
3. Install slide nuts (**Figure 4, item 1**) on end stop assembly (**Figure 4, item 2**) into T-Slot extensions (**Figure 4, item 3**).

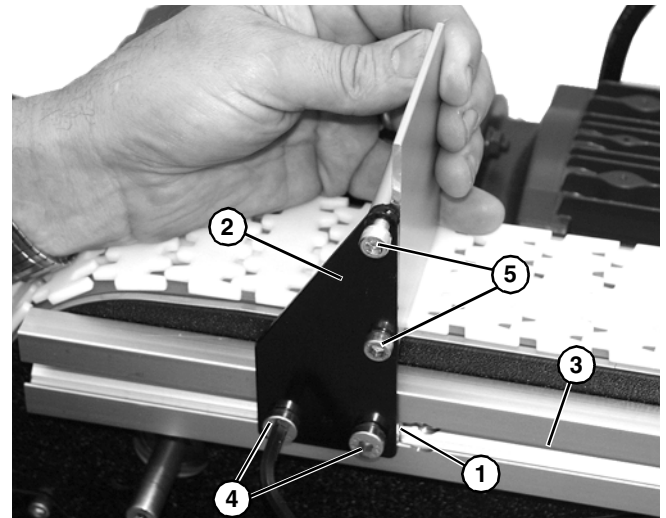



Figure 4

4. Tighten two low head cap screws (**Figure 4, item 4**) to secure position.
5. Adjust end stop assembly, as needed, and tighten two socket head cap screws (**Figure 4, item 5**).

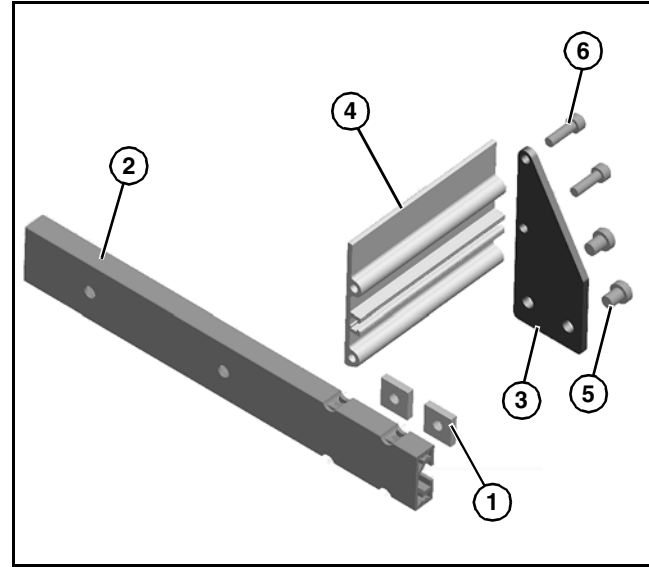
Service Parts

T-Slot



Item	Part Number	Description
1	203367	T-Slot Extension

End Stop



Item	Part Number	Description
1	834-014	Slide Nut, M8
2	203367	T-Slot Extension
3	203370	End Stop Plate for 65 width conveyors
	203371	End Stop Plate for 105 & 150 width conveyors
4	203367- <u>WWW</u>	End Stop
5	920620M	Socket Head Screws, M6-1.00 x 20 mm
6	920891M	Low Head Cap Screws, M9x1.25 x 10 mm

WWW= Conveyor width reference: 065, 105, 150

DORNER[®]

Dorner Mfg. Corp. reserves the right to change or discontinue products without notice. All products and services are covered in accordance with our standard warranty. All rights reserved. © Dorner Mfg. Corp. 2013

DORNER MFG. CORP.
 975 Cottonwood Ave., PO Box 20
 Hartland, WI 53029-0020 USA
 TEL 1-800-397-8664 (USA)
 FAX 1-800-369-2440 (USA)
 Internet: www.dorner.com

Outside the USA:
 TEL 1-262-367-7600
 FAX 1-262-367-5827